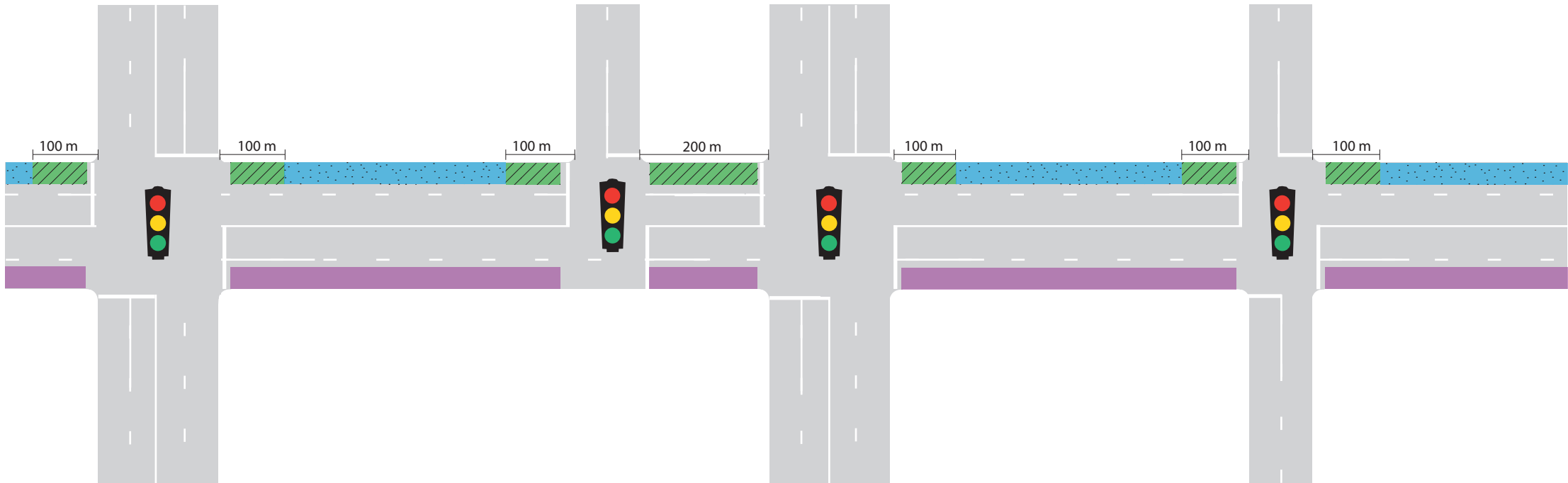





# PM Extended Clearway Hours Proposal - Typical Layout

PM Parking Proposal - 3 pm for approximately 100 m on approach and departure of signalised intersections, 4 pm elsewhere



-  Parking available, except 3.00 - 7.00 pm
-  Parking available, except 4.00 - 7.00 pm
-  Parking available throughout PM peak (inbound direction)

NOT TO SCALE

Preliminary information, for discussion purposes only

Does not show side road or off-street car parking

## PM PROPOSAL SUMMARY

- All PM clearways that currently start at 4.00 pm or later, will start at 4.00 pm. At signalised intersections PM clearways will commence from 3.00 pm and extend for approximately 100 m on either side of the intersection.
- Existing clearways that start earlier than 4.00 pm will start at 3.00 pm along the full length of the road.
- All affected PM clearways will end at 7.00 pm.